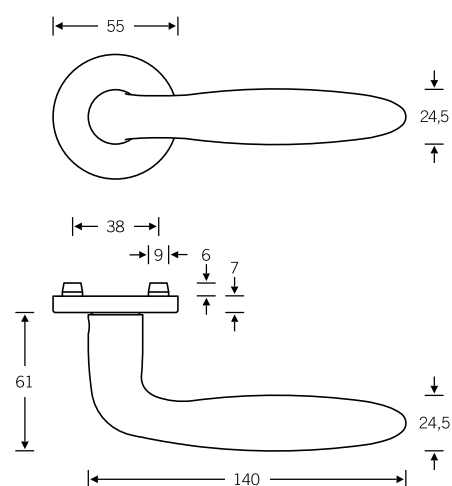


The FSB 1176 derives its shape from a classic design in the FSB range. The neck and tip of this handle were originally made of rolled steel, then later of cast aluminium, while the grip section itself was a chunky affair in black plastic. Here, too, the toolmakers at FSB have now succeeded in fashioning this heritage form out of stainless steel tubing.

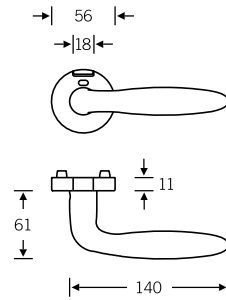


Other variants:  
 – square roses  
 – oval/angular backplates

Lever handle with privacy function

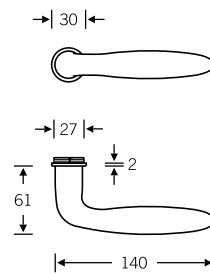
12 1176

Push-button lock, see page 526 ff.



Plug-in handle for doors

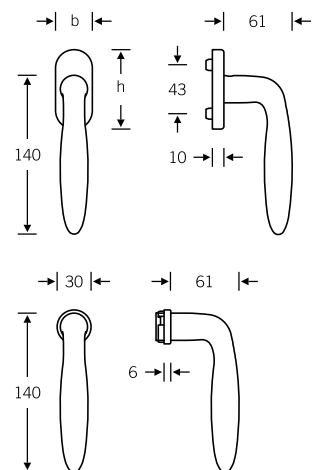
15 1176



Window handle

Plug-in handle for windows

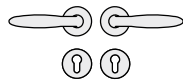
34 1176



# FSB 1176

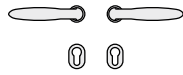
## Lever/lever sets

Broad backplate sets available upon request;  
for flush-fitted roses, see page 386 f.

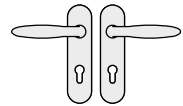


➤ 12 1176 013 (N)

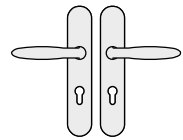
➤ 12 1176 047 (prv)



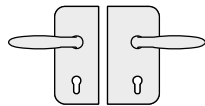
➤ 15 1176 013 (N)



➤ 12 1176 007 (N)



➤ 12 1176 027 (N)

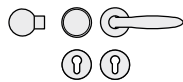


➤ 13 4223 041 (R) with  
10 1176 00500 (N)  
➤ 13 4223 042 (R) with  
12 1176 013 (N)

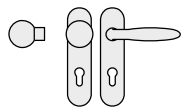
➤ 13 4223 051 (L) with  
10 1176 00500 (N)  
➤ 13 4223 052 (L) with  
12 1176 013 (N)

## Lever/knob sets

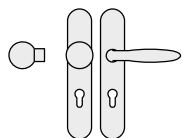
Broad backplate sets available upon request  
For associated knobs, see page 322



➤ 12 1176 015 (N)



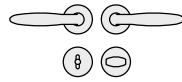
➤ 12 1176 009 (N)




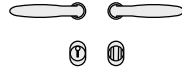
➤ 12 1176 029 (N)


## WC sets

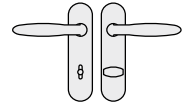
Broad backplate sets available upon request;  
for flush-fitted roses, see page 386 f.




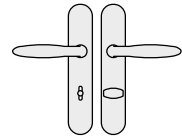
 12 1176 019 (N)




 15 1176 019 (N)



 12 1176 011 (N)






 12 1176 031 (N)




## Window handles



- 34 1176 09030 (rose 27 × 62 × 10)
- 34 1176 09039 (rose 32.5 × 70 × 10)
- 34 1176 170 (lock adaptor RC 1–6)
- 34 1176 076 (lock adaptor with push-button RC1–6)
- 34 1176 711 (plug-in handle for timber/metal profiles, Ø 30)
- 34 1176 751 (plug-in handle for PVC profiles, Ø 30)

N = non-handed  
 prv = lever handle with privacy function  
 R = DIN RH, opening inwards  
 L = DIN LH, opening inwards  
 ILS = inactive-leaf set

 Female handles  
 Plug-in handle for doors  
 FSB ASL®

 FSB AGL®  
 FS heavy-duty fitting  
 EN 179 heavy-duty fitting

For bearings, see page 52 ff.