

Fittings for entrance doors

Round door pulls

- Aluminium
- Stainless steel
- Bronze

66 6506  



Pictured: right-hand model, outside view

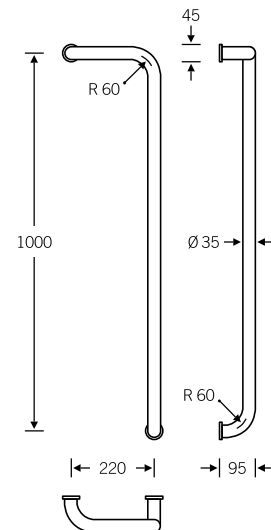
66 6506 065 (R) | 66 6506 075 (L)



Grip cross-section \varnothing 35 mm

M8 fixing

Safety clearance $S = 47$ mm (see page 690)

For handing, see page 75



66 6507  



Pictured: right-hand model, outside view

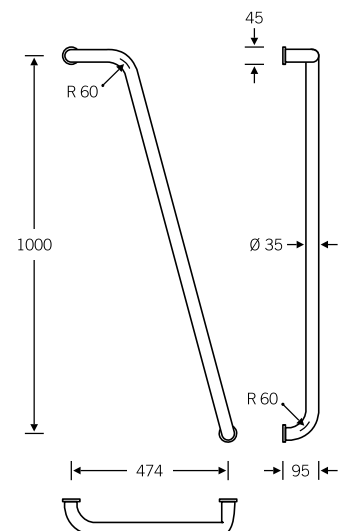
66 6507 065 (R) | 66 6507 075 (L)

Grip cross-section \varnothing 35 mm

M8 fixing

Safety clearance $S = 47$ mm (see page 690)

For handing, see page 75



8a