



Fittings for entrance doors

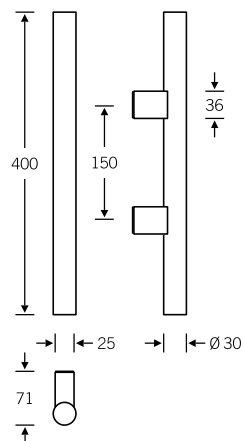
Round door pulls



- Aluminium
- Stainless steel
- Bronze

66 6642  



Grip cross-section \varnothing 30 mm
Natural-colour aluminium brackets
Aluminium or stainless steel grip section
Standard length 400 mm
M6 fixing
Safety clearance $S = 38$ mm
(see page 690)



66 6643  



Grip cross-section \varnothing 30 mm
Natural-colour aluminium brackets
Aluminium or stainless steel grip section
Standard length 400 mm
M6 fixing

