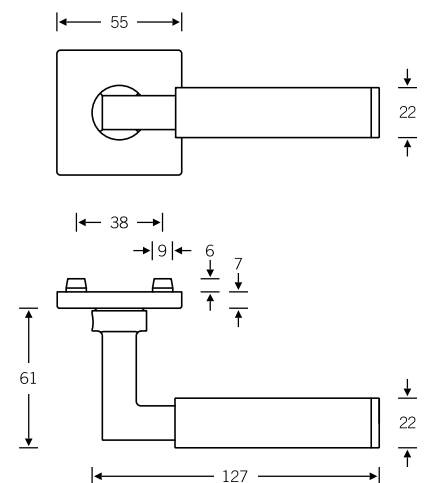


The FSB 1102 model is rooted in Alessandro Mendini's redesign of the celebrated Gropius lever handle, which he refashioned by using a different material and adding a groove. The remodel was one of his submissions to FSB's Design Workshop held in 1986. We now supply the FSB 1102 in three materials but would recommend using the stainless steel or bronze variants on heavily used doors.



Design: Alessandro Mendini

* Only aluminium 0105 and bronze 7615 available

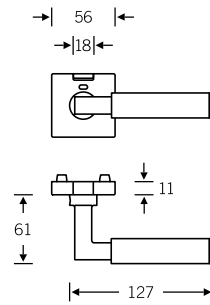
Other variants:
 – round roses
 – oval/angular backplates

Grip section also available in black blasted aluminium in combination with stainless steel and aluminium

Lever handle with privacy function

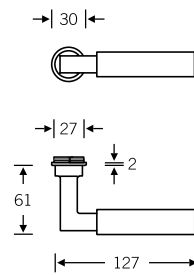
12 1102

Push-button lock, see page 526 ff.



Plug-in handle for doors

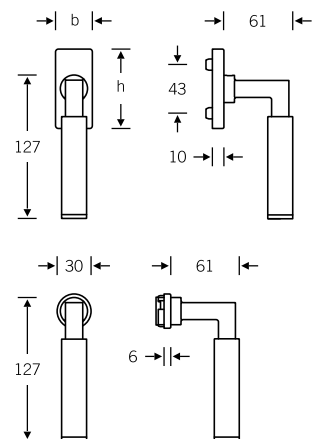
15 1102



Window handle

Plug-in handle for windows

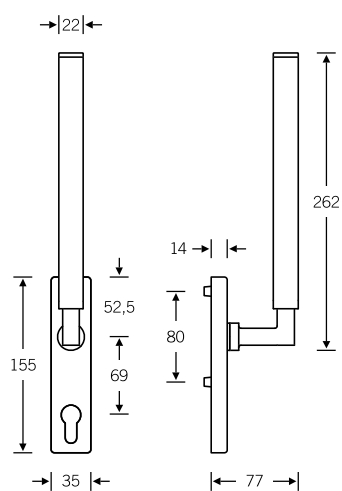
34 1102



Lifting/sliding door handle

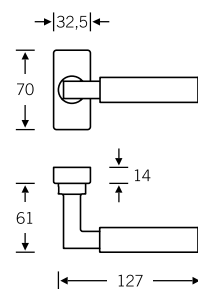
34 1102 021

For more variants, see page 446



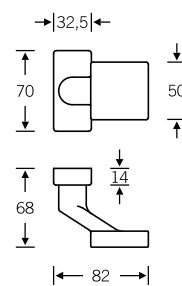
Lever handles
for narrow-stile doors

09 1102 (in-line)



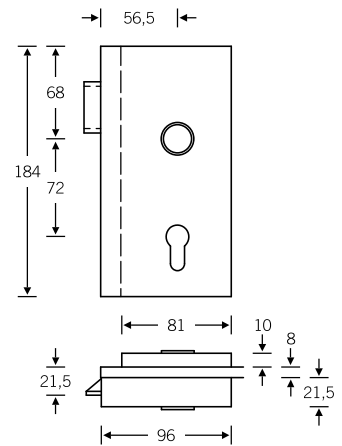
Doorknob
for narrow-stile doors

07 0812 (cranked)



Glass door fitting

13 4220 with 10 1102



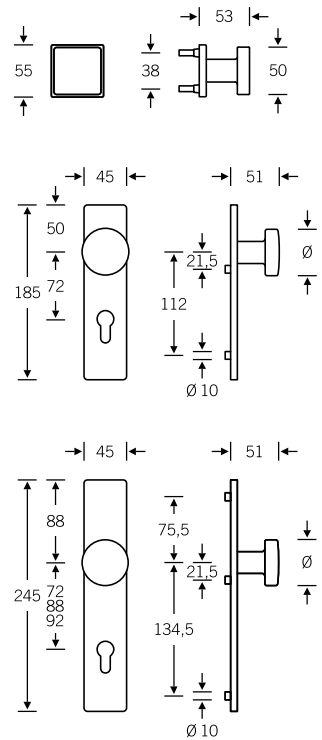
4

Lever/knob sets

Doorknob for flush doors

Knob backplates

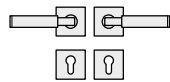
- Aluminium $\varnothing = 50$
- Stainless steel $\varnothing = 55$
- Bronze $\varnothing = 50$



Product codes for the lever/knob sets can be found on the following pages; for individual components, see page 328 ff.

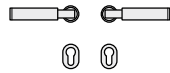
Lever/lever sets

Broad backplate sets available upon request; for flush-fitted roses, see page 536 f.

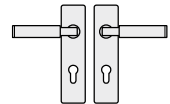


- 🔑 12 1102 041 (N)
- 🔑 72 1102 641 (R)
- 🔑 76 1102 639 (R)

- 🔑 12 1102 049 (prv)
- 🔑 72 1102 642 (L)
- 🔑 76 1102 640 (L)

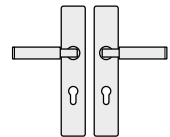


- 🔑 15 1102 013 (N)



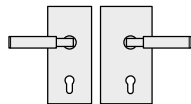
- 🔑 12 1102 001 (N)
- 🔑 72 1102 601 (R)
- 🔑 76 1102 601 (R)

- 🔑 72 1102 602 (L)
- 🔑 76 1102 602 (L)



- 🔑 12 1102 021 (N)
- 🔑 72 1102 621 (R)
- 🔑 76 1102 621 (R)


- 🔑 72 1102 622 (L)
- 🔑 76 1102 622 (L)



- 🔑 13 4220 041 (R) with 10 1102 00500 (N)
- 🔑 13 4220 042 (R) with 12 1102 041 (N)
- 🔑 13 4220 042 (R) with 72 1102 641 (R)
- 🔑 13 4220 090* with 76 1102 639 (R)

- 🔑 13 4220 052 (L) with 10 1102 00500 (N)
- 🔑 13 4220 052 (L) with 12 1102 041 (N)
- 🔑 13 4220 052 (L) with 72 1102 642 (L)
- 🔑 13 4220 090* with 76 1102 640 (L)

Sets for narrow-stile doors



- 🔑 09 1102 171
- 🔑 09 1102 172 (refit to ILS possible)



- 07 0812 229 (fixed; aluminium, stainless steel and bronze)
- 🔑 07 0812 229 (fixed; stainless steel and bronze)
- 🔑 07 0812 429 (fixed; aluminium)



- 17 1778

* Fire safety variant available only in stainless steel; for variants, see page 508

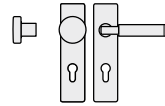
Heavy-duty, fire safety fittings only in stainless steel and bronze

Lever/knob sets

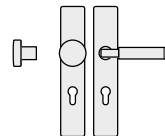
Broad backplate sets available upon request;
for flush-fitted roses, see page 536 f.



- 12 1102 043 (N)
- 72 1102 643 (R)
- 76 1102 641 (R)
- 72 1102 644 (L)
- 76 1102 642 (L)



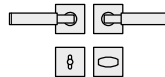
- 12 1102 003 (N)
- 72 1102 603 (R)
- 76 1102 603 (R)
- 72 1102 604 (L)
- 76 1102 604 (L)



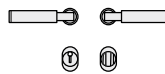
- 12 1102 023 (N)
- 72 1102 623 (R)
- 76 1102 623 (R)
- 72 1102 624 (L)
- 76 1102 624 (L)

WC sets

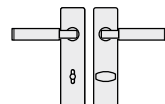
Broad backplate sets available upon request;
for flush-fitted roses, see page 536 f.



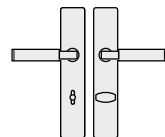
- 12 1102 045 (N)
- 72 1102 645 (R)
- 72 1102 646 (L)



- 15 1102 019 (N)

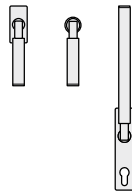


- 12 1102 005 (N)
- 72 1102 605 (R)
- 72 1102 606 (L)



- 12 1102 025 (N)
- 72 1102 625 (R)
- 72 1102 626 (L)

Window handles



- 34 1102 09032 (rose 27 × 62 × 10)
- 34 1102 09040 (rose 32.5 × 70 × 10)
- 34 1102 09036 (rose 25.5 × 60.5 flush-fitted)
- 34 1102 180 (lock adaptor RC 1–6)
- 34 1102 086 (lock adaptor with push-button RC 1–6)
- 34 1102 711 (plug-in handle for timber/metal profiles, Ø 30)
- 34 1102 751 (plug-in handle for PVC profiles, Ø 30)
- 34 1102 021 (lifting/sliding door handle)

N = non-handed
prv = lever handle with privacy function
R = DIN RH, opening inwards
L = DIN LH, opening inwards
ILS = inactive-leaf set

Female handles
Plug-in handle for doors
FSB ASL®

FSB AGL®
FS heavy-duty fitting
EN 179 heavy-duty fitting

For bearings, see page 52 ff.