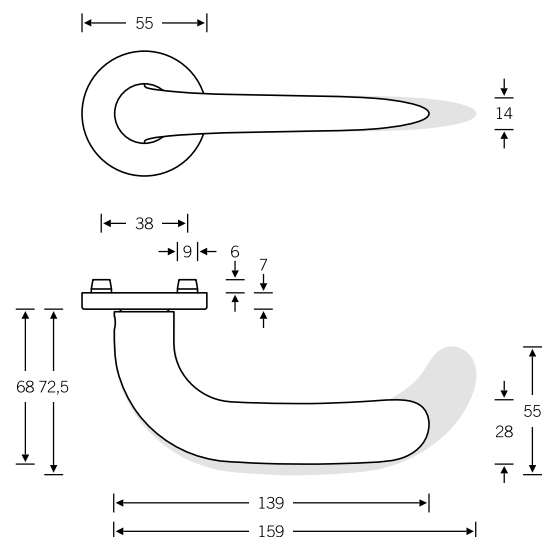


Sleek elegance meets slim-line shapeliness: The FSB 1285 by Matteo Thun and Antonio Rodriguez is a classic example of timeless design that makes compelling play of simplicity, adaptability and judiciously conceived detail. The designers have succeeded in lending shape to a handle whose formal credentials fulfil the various technical requirements for fire and narrow-stile doors in a single end-to-end design.



Design: Matteo Thun and Antonio Rodriguez

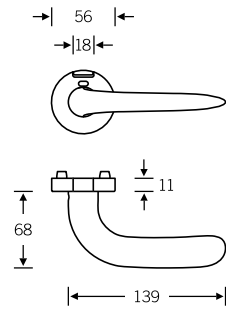
EN 179 model: FSB 1286
Lever handle with return-to-door

Other variants:
– square roses
– oval/angular backplates

Lever handle with privacy function

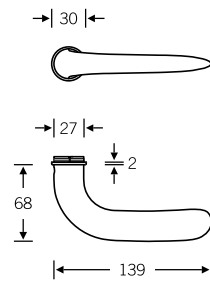
12 1285

Push-button lock, see page 526 ff.



Plug-in handle for doors

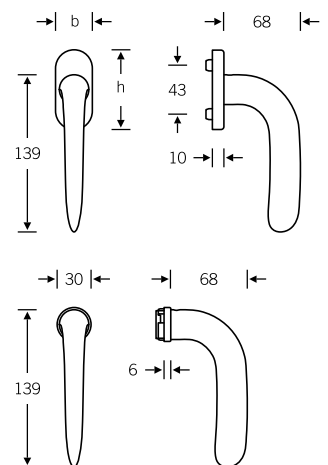
15 1285



Window handle

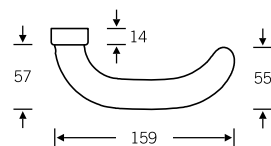
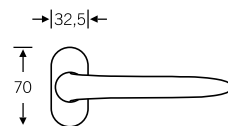
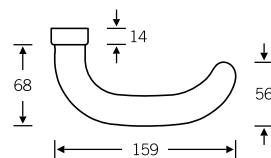
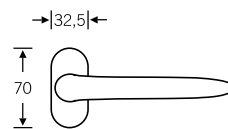
Plug-in handle for windows

34 1285



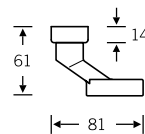
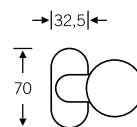
Lever handles for narrow-stile doors

09 1286 (in-line, EN 179)
06 1286 (cranked, EN 179)



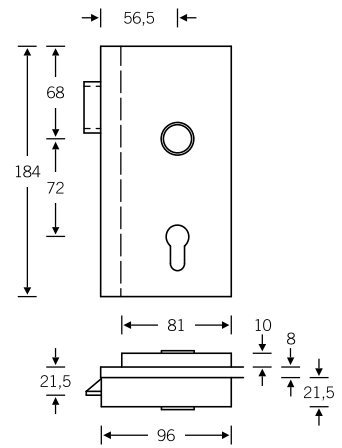
Doorknob for narrow-stile doors

07 0809 (cranked)



Glass door fitting

13 4220 with 10 1285



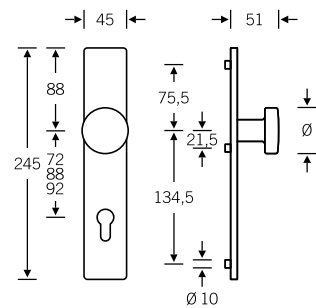
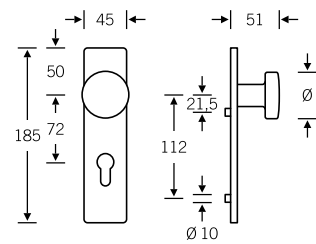
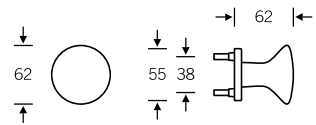
4

Lever/knob sets

Doorknob for flush doors

Knob backplates

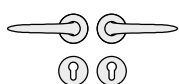
Aluminium $\varnothing = 50$



Product codes for the lever/knob sets can be found on the following pages; for individual components, see page 328 ff.

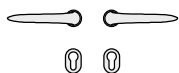
Lever/lever sets

Broad backplate sets available upon request; for flush-fitted roses, see page 536 f.

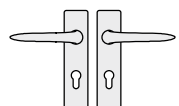


- 🔑 12 1285 013 (N)
- 🔑 72 1285 613 (R)
- 🔑 76 1285 613 (R)
- 🔑 79 1286 613 (R)

- 🔑 12 1285 047 (prv)
- 🔑 72 1285 614 (L)
- 🔑 76 1285 614 (L)
- 🔑 79 1286 614 (L)

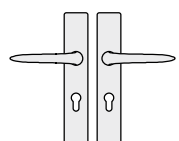


- 🔑 15 1285 013 (N)



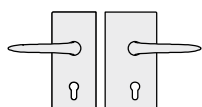
- 🔑 12 1285 001 (N)
- 🔑 72 1285 601 (R)
- 🔑 76 1285 601 (R)
- 🔑 79 1286 601 (R)

- 🔑 72 1285 602 (L)
- 🔑 76 1285 602 (L)
- 🔑 79 1286 602 (L)



- 🔑 12 1285 021 (N)
- 🔑 72 1285 621 (R)
- 🔑 76 1285 621 (R)
- 🔑 79 1286 621 (R)

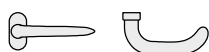
- 🔑 72 1285 622 (L)
- 🔑 76 1285 622 (L)
- 🔑 79 1286 622 (L)



- 🔑 13 4220 041 (R) with 10 1285 00500 (N)
- 🔑 13 4220 042 (R) with 12 1285 013 (N)
- 🔑 13 4220 042 (R) with 72 1285 613 (R)

- 🔑 13 4220 051 (L) with 10 1285 00500 (N)
- 🔑 13 4220 052 (L) with 12 1285 013 (N)
- 🔑 13 4220 052 (L) with 72 1285 614 (L)

Sets for narrow-stile doors



- 🔑 09 1286 111
- 🔑 09 1286 112 (refit to ILS possible)



- 🔑 06 1286 011
- 🔑 06 1286 012

- 🔑 06 1286 023 (ILS)



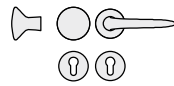
- 07 0809 228 (fixed)
- 🔑 07 0809 428 (fixed)




- 17 1757

Lever/knob sets

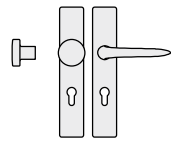
Broad backplate sets available upon request;
for flush-fitted roses, see page 536 f.



- | | |
|-------------------|-----------------|
| 12 1285 017 (N) | 72 1285 618 (L) |
| 72 1285 617 (R) | 76 1285 618 (L) |
| 76 1285 617 (R) | 79 1286 618 (L) |
| 79 1286 617 (R) | |
| 79 1286 619 (ILS) | |



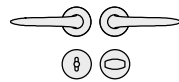
- | | |
|-------------------|-----------------|
| 12 1285 003 (N) | 72 1285 604 (L) |
| 72 1285 603 (R) | 76 1285 604 (L) |
| 76 1285 603 (R) | 79 1286 604 (L) |
| 79 1286 603 (R) | |
| 79 1286 605 (ILS) | |



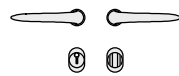
- | | |
|-------------------|-----------------|
| 12 1285 023 (N) | 72 1285 624 (L) |
| 72 1285 623 (R) | 76 1285 624 (L) |
| 76 1285 623 (R) | 79 1286 624 (L) |
| 79 1286 623 (R) | |
| 79 1286 625 (ILS) | |

WC sets

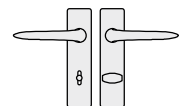
Broad backplate sets available upon request;
for flush-fitted roses, see page 536 f.



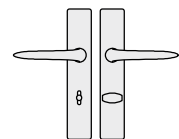
- | | |
|-----------------|-----------------|
| 12 1285 019 (N) | 72 1285 620 (L) |
| 72 1285 619 (R) | |



- | |
|-----------------|
| 15 1285 019 (N) |
|-----------------|



- | | |
|-----------------|-----------------|
| 12 1285 005 (N) | 72 1285 606 (L) |
| 72 1285 605 (R) | |



- | | |
|-----------------|-----------------|
| 12 1285 025 (N) | 72 1285 626 (L) |
| 72 1285 625 (R) | |

Window handles



- 34 1285 09030 (rose 27 × 62 × 10)
- 34 1285 09039 (rose 32.5 × 70 × 10)
- 34 1285 09034 (rose 25.5 × 60.5 flush-fitted)
- 34 1285 170 (lock adaptor RC 1–6)
- 34 1285 076 (lock adaptor, with push-button RC 1–6)
- 34 1285 711 (plug-in handle for timber/metal profiles, Ø 30)
- 34 1285 751 (plug-in handle for PVC profiles, Ø 30)

N = non-handed
 prv = lever handle with privacy function
 R = DIN RH, opening inwards
 L = DIN LH, opening inwards
 ILS = inactive-leaf set

Female handles
 Plug-in handle for doors
 FSB ASL®

FSB AGL®
 FS heavy-duty fitting
 EN 179 heavy-duty fitting

For bearings, see page 52 ff.