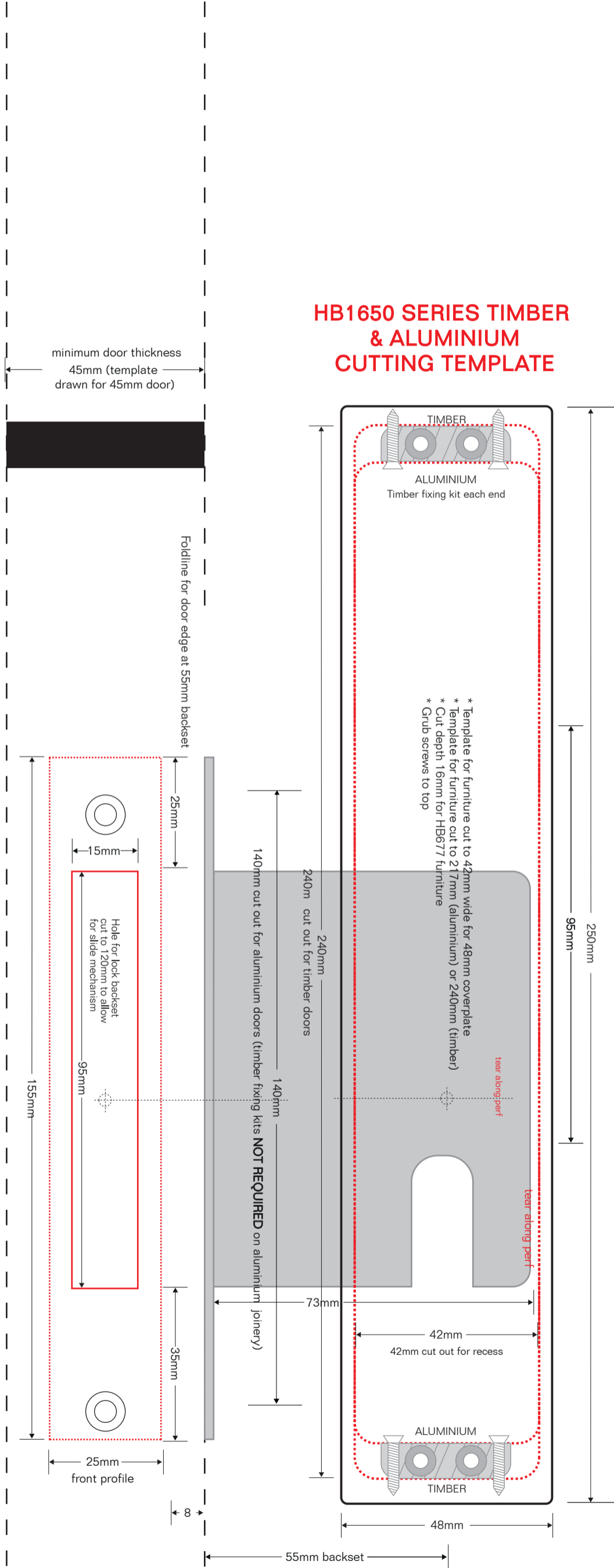
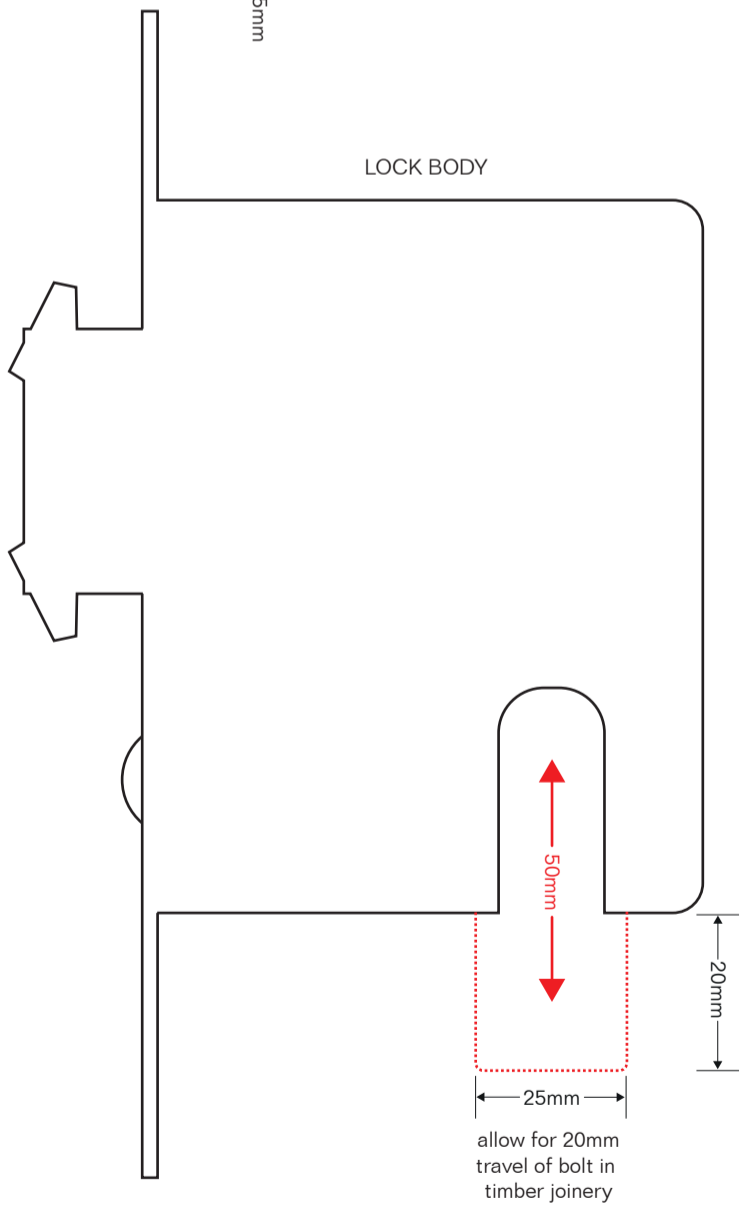
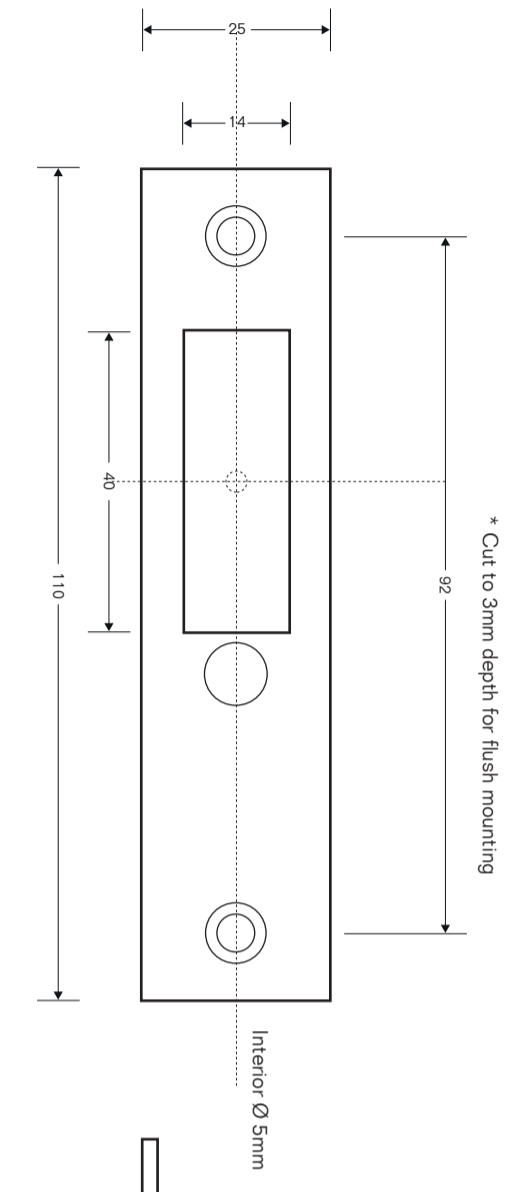


# HB1650 SERIES



STRIKE PLATE TEMPLATE



<b>halliday baillie</b>	
<b>HB1650 SERIES LOCK SETS</b>	
<b>FLUSH PULL:</b> Minimum door thickness 45mm. For HB 1650 series minimum door thickness 45 mm. Template drawn for 45mm door.	
<b>TIMBER:</b> The black outline is the overall size of flush pull furniture. Cut line for mortice hole is the longer red dotted line (240mm). Cut depth for flush pull is 16mm. Radius of corners is 2mm. 1mm tolerance for cut depth has been included. Fix grub screws into top timber fixing kit to hold flush pull in place.	
<b>ALUMINIUM:</b> The black outline is the overall size of flush pull furniture. Cut line is the shorter red dotted line (1217mm). <b>Timber fixing kits not required for aluminium joinery.</b> Fix grub screws directly behind extrusion to hold in place.	
<b>LOCK BODY:</b> Backset is 55mm. Lock face plate to sit flush with door edge. Cut 2mm for lock face plate (no tolerance allowed for). Cut depth for lock mortice 76mm overall from door edge. A 1mm tolerance has been included. Please include cut out for travel of bolt as shown. To scale when printed at A3. March 2016	