

**halliday
baillie**

HB2220 Aluminium Face Fix Kit

For HB 2200 Series Brass D Pulls
HB 2220 19mm AFace

The HB 2220 Aluminium Face Fix Kit is designed for installation of the HB 2200 Series D Pulls on aluminium joinery doors where a pull is required to one side of the door only. Please note that the aluminium fix adaptor requires a drill hole of 12mm to be made in the door frame. Kits come with all parts required other than the D Pull itself including roses.

Fixing kits for other fixings methods including back to back fix, and glass door fixing are also available.

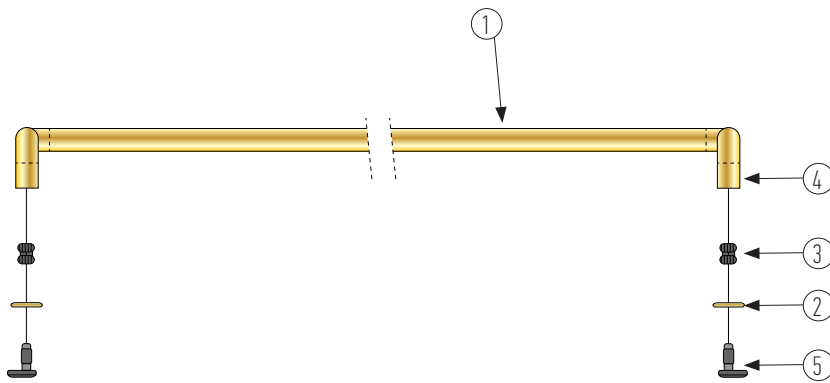
(Please check with your H+B representative, not all finishes available in all regions.)

AB : Aged Brass

SB : Satin Brass

PB : Polished Brass

KC : Black Chrome



Components for HB 2220 Aluminium Face Fix Kit

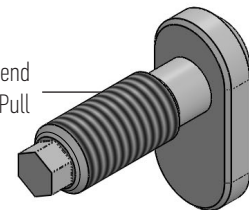
- ① Brass D Pull (sold separately in 300mm & 600mm lengths)
- ② Brass rose (these are supplied with the D Pull and installation is optional depending on your aesthetic we recommend installing the rose on single side fixing sets)
- ③ M8 Bolt fixing insert
- ④ Grub screw
- ⑤ Aluminium fix adaptor

Installation instructions

1. Mark door with the centre to centre measurement appropriate for the D Pull being used.
2. Drill 12mm holes at centre to centre points in aluminium profile.
3. Drop oval non-threaded end of fix adaptor into drilled hole.
4. If brass flanges are being used these need to be slid over the aluminium fix adaptor.
5. Screw M Bolt adaptor over threaded part of aluminium fix adaptor.
6. Slide D Pull over aluminium fix adaptor threaded rod and secure in place with grub screws provided.

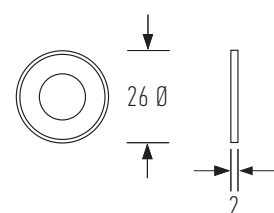
ALUMINIUM FIX ADAPTER

M8 threaded end
insert into D Pull



insert into
aluminium
extrusion
profile

BRASS ROSE



Designed and manufactured in New Zealand. For more information, installation templates, and measured drawings of this product and others please visit : www.hallidaybaillie.com or contact your authorized Halliday + Baillie dealer. All information subject to change.