

**halliday
baillie**

HB 2220 Glass Back to Back Kit

For HB 2200 Series Brass D Pulls

HB 2220 16mm GBtB : Glass Back to Back Kit, HB 2200 Series 16mm Rod
HB 2220 19mm GBtB : Glass Back to Back Kit, HB 2200 Series 19mm Rod

The HB 2220 Glass Back to Back Kit is designed for installation of the HB 2200 Series D Pulls on glass doors. Kits come with all parts required other than the D Pull itself (and roses).

Kits for other fixings methods including single side fix into timber doors, through fix, and glass door fixings are also available.

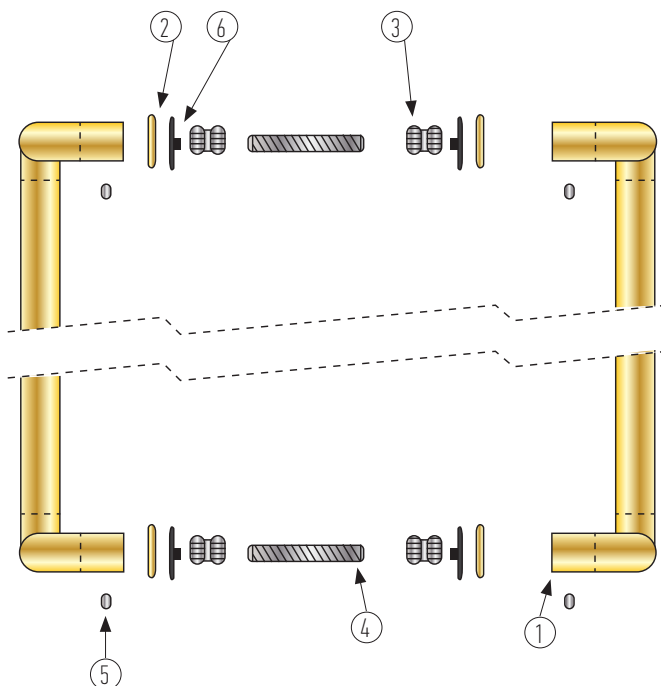
(Please check with your H+B representative, not all finishes available in all regions.)

AB : Aged Brass

SB : Satin Brass

PB : Polished Brass

KC : Black Chrome

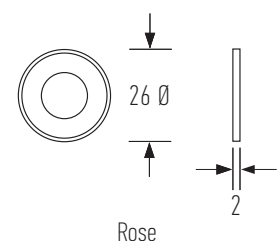
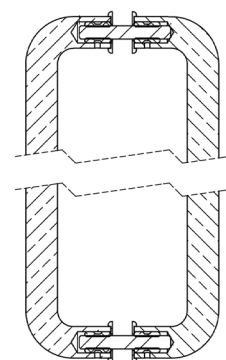


Components for HB 2220 Back to Back Kit

- ① Brass D Pull (sold separately in 300mm, 600mm & 1200mm lengths and multiple bar sizes)
- ② Brass rose (these are supplied with the D Pull and installation is optional)
- ③ MBolt Fixing insert
- ④ M Threaded rod with hex end (M6 for 16mm pulls and M8 for 19mm pulls)
- ⑤ Grub screw
- ⑥ Grommet (ships with 19mm & 25mm diameter grommet pairs for use with or without brass flange)

Installation instructions

1. Insert MBolt fixing insert (3) into both ends of one of the D Pulls and secure with grub screws provided in the pull.
2. Screw threaded rods (4) into MBolt fixing insert on one of the D Pulls. If brass roses are being used these need to be slid over the threaded rods before placing through the door.
3. Insert grommets (6) into 11mm pre drilled holes on both sides of the glass door. If roses are being used please use the 25mm grommets. If installation does not include roses please use 19mm grommets.
4. Insert the D Pulls with threaded rods through drilled holes. Screw MBolt fixing insert (3) over threaded rods on the reverse side of the door.
5. Slide remaining D Pull over fixing inserts and secure in place with grub screws provided.



Polyethylene Grommet

Designed and manufactured in New Zealand. For more information, installation templates, and measured drawings of this product and others please visit : www.hallidaybaillie.com or contact your authorized Halliday + Baillie dealer. All information subject to change.