


HB 375 (top) + HB 370 (bottom)



HB 375 + HB 370



HB 380



HB 382



HB 385



HB 387

HB 370 & HB 380 Series CONTINUOUS DRAWER PULLS

Continuous Drawer extrusions can be used on cabinetry and mill work including both drawers and doors. Lengths are mounted into the drawer or door edge using the retaining stem, and can be pressure fit or glued.

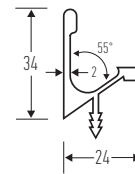
Material : Extruded architectural aluminum, available in raw mill finish only. Raw extrusion can be powder-coated, anodised, or custom finished by client.

Retaining stem : 0.51" x 0.14", designed for mounting in centre of standard 11/16" drawer front.

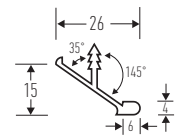
Can be mounted top or bottom as detailed. Can be used on thicker doors with offset mounting.

All Halliday + Baillie extrusions are sold in 6.56' lengths only. We do however supply these lengths longer than the stated purchase length. The additional amount is to cover any damage to ends from the cutting process and to allow 3/4" to 1 1/2" at either end to hold or jig the extrusion for either powder coating or anodising. We strongly recommend cutting ends before colouring to provide a clean finish, and ensure cut edges are coloured.

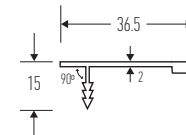
Please contact your local H+B representative for lead times on larger quantities.



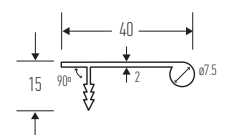
HB 370



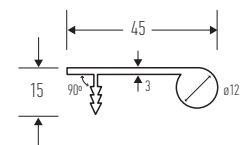
HB 375



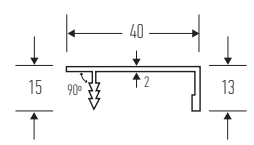
HB 380



HB 382



HB 385



HB 387

Designed and manufactured in New Zealand. For more information on this product and others please visit www.hallidaybaillie.com. For dealers in North America, contact Bridgeport Worldwide +1-800-362-1484 www.BridgeportWorldwide.com/hallidaybaillie. All information subject to change.