





# ELECTROPLATED FINISHES:

Electroplated Finishes involve a precise metal-coating process that deposits a thin layer of metal—such as chrome, nickel, or brass—onto a base material using an electrical current. This technique creates a smooth, uniform, and highly durable surface that enhances both the appearance and corrosion resistance of hardware. Electroplated finishes offer a premium look, combining aesthetic appeal with long-lasting performance.

**Living finishes** are designed to change and develop character over time. Unlike sealed finishes, living finishes are **uncoated**, allowing the metal to **age naturally** through exposure to air, moisture, and handling. These finishes are chosen for their evolving, organic look rather than a permanently polished surface.

**SC**

Satin Chrome



Satin Chrome offers a sleek, modern finish with a soft, matte sheen that resists fingerprints and daily wear. Its subtle lustre brings a refined, understated elegance to both contemporary and classic interiors.

**BN**

Brushed Nickel  
(STAINLESS STEEL LOOK)



Brushed Nickel features a warm, champagne tone with a soft, brushed texture that diffuses light and masks fingerprints. Known for its subtle sophistication, this finish complements a wide range of interior styles—from traditional to modern—offering a timeless, low-maintenance option for everyday use.

**KC**

Black Chrome



Black Chrome Matte's muted, charcoal tone adds a sense of sophistication and modernity. Ideal for designs that lean toward minimalism or dramatic contrast, this finish is both bold and understated.

**PC**

Polished Chrome



Polished Chrome is a timeless, high-shine finish known for its mirror-like clarity and sleek sophistication. Its bright, reflective surface adds a crisp, modern edge to any space, making it a favourite for contemporary and classic interiors alike.

**PB**

Polished Brass  
(LIVING FINISH)



Polished Brass (unlacquered) exudes warmth and classic elegance with its rich golden hue and high-gloss finish. Over time it will develop a natural patina, adding character and depth to any space.

**ORB**

Oil Rubbed Bronze  
(LIVING FINISH)



Oil Rubbed Bronze is a living finish that brings a sense of age, character, and craftsmanship. With its deep, almost-black base and subtle brass highlights that emerge over time, it offers a warm, organic feel that evolves with use.

**PN** SPECIAL ORDER  
Polished Nickel



Polished Nickel offers a warm, lustrous finish with a subtle golden undertone. More refined than chrome, its mirror-like surface reflects light beautifully, adding depth and sophistication to any interior.

**BSC** SPECIAL ORDER  
Brushed Satin Chrome



Brushed Satin Chrome combines a soft, matte finish with a cool subtle brushed finish that minimizes fingerprints and glare.

These finishes are special order only. Please contact your local Halliday + Baillie representative for further information.



# POWDERCOAT FINISHES:

Powdercoated Finish provides a durable, high-quality coating that resists chipping, scratching, and fading. Applied as a dry powder and cured under heat, this finish creates a smooth, even surface available in a wide range of colours and textures—from matte to glossy. Ideal for both indoor and outdoor applications, powdercoating offers long-lasting protection while enhancing the aesthetic appeal of hardware and fixtures.

Our powder coaters – operating the latest fully automatic powder coating plant – are specialists in the new Dulux Electro™ range of coatings. With no liquid chemicals, solvents, or caustic solutions used in their manufacturing process, Electro™ coatings have negligible VOC content so not only look great, but are leaders of the field with their durability, UV stability and eco-credentials.

## EBA

Electro Black Ace (**Matte**)  
Dulux: 90C9116F



Black Ace is a premium powdercoat finish from Dulux, known for its deep, rich black colour with a smooth, consistent texture. It offers excellent resistance to chipping, fading, and corrosion, making it ideal for both indoor and outdoor architectural hardware applications. Combining durability with a sleek, modern aesthetic.

## EDB

Electro Dark Bronze (**Matte**)  
Dulux: 9068184F



Dark Bronze is a rich, deep bronze tone with a smooth, matte finish with a warm, dark metallic hue adds a sophisticated, timeless elegance to any design, blending classic charm with modern durability.

## EMB

Electro Medium Bronze (**Matte**)  
Dulux: 9068183F



Medium Bronze features an inviting medium bronze tone with a gentle metallic luster. The medium bronze shade offers a balanced blend of classic richness and subtle modernity, complementing a wide range of design styles.

## WHT

Appliance White (**Gloss**)  
Dulux: 91558853



Appliance White offers a bright, glossy white finish inspired by classic appliance surfaces. This finish delivers a clean, polished look that enhances architectural hardware with both style and long-lasting durability—perfect for modern interiors and high-use environments.

## EFW

Flat White (**Matte**)  
Dulux: 90C1200F



Flat White is a contemporary solid colour in a flat matte finish for a subtle and sophisticated look. Its flat white tone adds a modern, minimalist touch to architectural hardware, ideal for contemporary interiors and exterior applications requiring durable, low-maintenance style.

Custom DULUX powder coating finishes are available upon request. All custom finishes are subject to feasibility and availability and may incur additional charges. For further information, please contact your local Halliday + Baillie office.



# SOLID BRASS FINISHES:

Our brass is sourced in New Zealand and is RoHS certified to meet international standards. All of our solid brass products are unlacquered. AB, PB, and SB solid brass finish are a “living finish” and will age and patina over time.

## AB Aged Brass (LIVING FINISH)



Aged Brass offers a warm, vintage-inspired finish characterized by a rich patina that develops naturally over time. Its muted golden tones and subtle weathered texture add character and timeless charm to any space.

## PB Polished Brass (LIVING FINISH)



Polished Brass is meticulously polished to a bright, mirror-like shine. It highlights the metal's natural warm golden tone, offering both durability and elegance. The smooth, reflective surface enhances any architectural hardware with a classic, sophisticated look that ages gracefully over time.

## SB Satin Brass (LIVING FINISH)



Satin Brass features a subtle brushed texture that creates a smooth, satin sheen. The muted luster reduces glare while showcasing the warm golden tones of brass, offering a refined and elegant look. Satin brushed finish is perfect for architectural hardware that combines timeless beauty with everyday practicality.

## KC Black Chrome



Black Chrome. This finish involves electroplating a sleek black coating onto solid brass, combining the strength of brass with a modern, bold matte black surface. The electroplating process ensures a durable, wear-resistant layer that enhances corrosion resistance while providing a striking contrast and contemporary aesthetic for architectural hardware.

## D Pull handles

- HB 2235
- HB 2240
- HB 2250
- HB 2335
- HB 2340
- HB 2237
- HB 2247

## Cabinet handles / knobs

- HB 920
- HB 930
- HB 940
- HB 945
- HB 950
- HB 955

## Cavity Slider Hardware

- HB 860
- HB 890

## Stair Rail Bracket

- HB 547






# STAIR RAIL BRACKET FINISH GUIDE:

## Electroplate

HB 520 / HB 522  
 HB 500 / HB 502  
 HB 540 / HB 542  
 HB 525 / HB 527




**ORB**  
 Oil Rubbed Bronze  
 (LIVING FINISH)



**KC**  
 Black Chrome



**PB**  
 Polished Brass  
 (LIVING FINISH)



**SC**  
 Satin Chrome




**PC**  
 Polished Chrome

## Powdercoat

HB 595  
 HB 520 / HB 522  
 HB 500 / HB 502  
 HB 540 / HB 542  
 HB 525 / HB 527




**EBA**  
 Black Ace



**EDB**  
 Dark Bronze



**EMB**  
 Medium Bronze



**EFW**  
 Flat White (Matte)



**WHT**  
 Appliance White (Gloss)

## Solid Brass

HB 547



**AB**  
 Aged Brass  
 (LIVING FINISH)



**PB**  
 Polished Brass  
 (LIVING FINISH)



**SB**  
 Satin Brass  
 (LIVING FINISH)



**KC**  
 Black Chrome

## Cast Stainless Steel


HB 510 / HB 512



Cast Stainless Steel is unlike our other 316 marine grade stainless steel brackets, the HB510 is cast rather than milled. After casting, the components are bead blasted to give a textured industrial feel. This bracket is also ideal for use outside and where a additional durability and a tough aesthetic is needed.

## Milled Stainless Steel

HB 530 / HB 533  
 HB 526 / HB 528



Milled Stainless Steel is a mill finish on 316 marine grade stainless steel and is available on the HB 526, HB 528, and HB 530 brackets only. After precision CNC cutting, the surface is finely brushed to give the characteristic stainless steel sheen. These brackets are ideal for use outside, and where additional durability is required.

## Solid Bronze

HB 590  
 HB 580  
 HB 592



After precision CNC cutting from blocks of solid bronze, the surface is very finely brushed. This is a 'living finish' and the surface will dull and patina over time and with different weather conditions if not kept polished. Given the high copper content of bronze, in exterior situations these brackets may attain the Verdigris look common to aged copper. This is not considered a fault but rather a desirable characteristic of this material.

